

**BAUSCH & LOMB  
STEREOSCOPIC  
WIDE FIELD  
MICROSCOPES**

# THE KW STEREOSCOPIC WIDE FIELD MICROSCOPE

**T**HE KW Stereoscopic Wide Field Microscope is one of the most valuable "all around" microscopes ever produced. Its uses are practically unlimited. In the bacteriological laboratory it will be found useful for colony counting. The skin specialist will find it ideal as a dermatoscope for differentiating between certain pathological conditions of the skin. The working distance is so long that the biologist can do dissecting work under it. Many branches of industry will find it incomparable for making inspections and for the examination of raw materials.

The most distinctive characteristics of the KW are as follows:

1. Extremely Wide Field.
2. Long Working Distance.
3. High Eye Point.
4. Stereoscopic Vision.
5. The Image is *not* Inverted nor Reversed.
6. Instantaneously Variable Magnification with Parfocal Objectives.

## *The Wide Field*

The unusually wide field will be readily appreciated if you will examine the table on page 4. Observe that the real field for the KW in the higher powers is very much larger than that of other binocular types, while in the lower magnifications it is more than double. This feature is of inestimable value and enables this instrument to be used for many purposes for which an ordinary microscope is useless.

## *Long Working Distance*

The long working distance in all powers permits full advantage to be taken of the extreme range of adjustments offered in the various stands. Also it allows ample room for manipulating large specimens or petri dishes and for dissecting.

## *High Eye Point*

The high eye point is a feature of great value because it permits the entire field to be viewed simultaneously. It is of value to those who wear glasses because their glasses need not be removed when using the instrument.

## *Stereoscopic Effect*

The decided stereoscopic effect obtained as the result of the double point of view is a real advantage in such work as dissecting, where the perception of three dimensions is quite necessary. This feature also proves its worth in the examination of textiles and raw materials of many kinds.

When one looks through the KW the object is seen as it really is, right side up and *not inverted nor reversed*. This is the feature which makes this microscope a really invaluable instrument for dissecting. All movements of the dissecting instruments are performed naturally, so that there is no danger of ruining specimens through confusion as to which way to move the instruments.

## *Focusing*

The focusing mechanism is a diagonally cut rack and pinion, precisely machined to give positive movement.

## *Drum Nosepiece*

The convenient and compact drum nosepiece on the Bausch & Lomb Stereoscopic Wide Field Microscope is an exclusive feature. It holds three pairs of parfocal objectives in readiness to be swung instantly into place. Without a doubt, this is the greatest single advancement since the introduction of the Binocular Microscope.

The drum nosepiece is a patented feature which was developed and recently improved after years of experimentation. It will be found as necessary to this type of microscope as the revolving nosepiece is to the mon-objective instrument.

But not only these three pairs of objectives are available. Altogether five separate pairs of objectives can be used with this drum nosepiece. Only the low power 0.7 $\times$  objective is permanently mounted. The 1.5 $\times$ , 2.0 $\times$ , 3.0 $\times$ , 4.0 $\times$ , and 7.5 $\times$  are instantly interchangeable. These interchangeable objectives are mounted on a beveled metal base which slides precisely and smoothly into slotted holders on the drum nosepiece. This nosepiece can also be obtained without the 0.7 $\times$  objective to provide three interchangeable powers of 1.5 $\times$  or higher.

The objective mountings are fitted with a knurled knob to increase the ease of handling them. On the knob, so that it is always in plain sight, is engraved the initial magnifying power of that pair of objectives.

Photo



Model BKW Stereoscopic Wide Field Microscope



Model AKW Stereoscopic Wide Field Microscope

The KW type of stereoscopic wide field microscope can be purchased with or without the drum nosepiece which can be added at any time. These instruments can also be purchased with the drum nosepiece and only the permanently mounted 0.7X objective, and later, step by step, the other pairs of objectives added to the equipment.

The drum nosepiece is supplied only with the No. 5 Equipments listed in the specifications. It can be purchased separately with the three pairs of objectives mounted in it. This is perfectly feasible, as the nosepiece simply slips on to the microscope in the same manner as the mounted pairs of objectives.

The eyepieces are necessarily of high optical correction so as to secure at the same time a wider angle

of view, high eyepoint, and proper definition over the entire field.

#### AKW

Model AKW, as illustrated above, may be placed directly upon the specimen where desired, so that different parts of large objects may be observed. A clear glass stage 100 x 100mm is supplied with the AKW for use with smaller specimens.

#### The Stands


The range of usefulness of the KW in the examination of all kinds of specimens under comparatively low magnifications is almost unlimited. This adaptability is made possible by the fact that the KW body can be attached to several different bases.

#### Base B

When the KW is on Base B, the large mirror, 60mm in diameter, with one concave and one plano side, supplies illumination for transparent objects. Base B is equipped with hand rests as shown in the illustration on this page. Microscope BKW is the AKW on Base B.

#### Base S

The S Base consists of a heavy cast-iron base with a vertical post, on which is mounted a clamp to hold a horizontal bar. The pillar of the microscope is attached to this bar by means of a sleeve and wing nut. By this arrangement the microscope may be raised or lowered vertically, or revolved about a vertical axis, or



Stand A  
and  
Model SKW  
Stereoscopic  
Wide Field  
Microscope

even revolved about the horizontal axis to obtain good vision in planes not parallel with the working table. Binocular Body is removable for attachment to A Stand in reversed position. This base was designed by Dr. G. Carl Huber, of the University of Michigan, especially for work in anatomical laboratories. It is also useful for geological and metallurgical work.

#### Mechanical Stage

A Mechanical Stage is available for use on either the BKW or BKT Wide Field Microscopes. It provides movement in two directions, at right angles one to the other, by means of well-fitted rack and pinion, with the adjustment heads close together in constant relative position.

The scales are graduated in millimeters, with every tenth line numbered, and the verniers reading to one-tenth millimeter.

The slide is held securely between one fixed and one spring-actuated bracket. These will accommodate slides 25 x 75 or 50 x 75mm.

A specially designed clamp provides the means for attaching the Mechanical Stage to the Microscope Stage, without altering or damaging the microscope. It is easily removed, when desired, to allow the full stage for using a petri dish or other large objects for examination.

#### Magnifications and Real Fields

Objective Mag. No.	Paired Eyepieces		
	10×	15×	20×
0.7	7.0× 25.4mm	10.5× 21.5mm	14× 16.6mm
1.5	15× 11.9mm	22.5× 10.2mm	30× 7.8mm
2.0	20× 9.0mm	30× 8.0mm	40× 5.85mm
3.0	30× 5.9mm	45× 5.1mm	60× 3.9mm
4.0	40× 4.45mm	60× 3.82mm	80× 2.92mm
7.5	75× 2.38mm	112.5× 2.04mm	150× 1.56mm

Catalog Number	Code Word	Specifications
31-26-74-02 31-26-74-12 31-26-83-02	Ajegl Ajems Ajodl	AKW-1 } Equipment No. 1 includes one pair eye- BKW-1 } pieces (10×) and one set of paired SKW-1 } objectives (0.7×), magnification 7 } diameters. (No nose-piece.) Case in- } cluded.
31-26-74-04 31-26-74-14 31-26-83-04	Ajehm Ajejn Ajofm	AKW-4 } Equipment No. 4 includes two pairs eye- BKW-4 } pieces (10× and 15×) and three sets SKW-4 } of paired objectives (0.7×, 1.5×, } 2.0×), giving a range of magnifica- } tions 7 to 30 diameters. (No nose- } piece.) Case included.
31-26-74-25 31-26-74-35 31-26-83-25	Ajekp Ajelr Ajogn	AKW-5 } Equipment No. 5 is the same as No. 4, BKW-5 } except that the three sets of paired SKW-5 } objectives are mounted for use in the } Drum Nosepiece. (See No. 31-12-82- } 01.) Case included.
31-12-62	Adkev	†Paired Objectives 0.7×, for use without nose- piece
31-12-84	Aidby	†Paired Objectives 1.5×, for use with drum nose- piece
31-12-85	Ahuvz	†Paired Objectives 2.0×, for use with drum nose- piece
31-12-88	Akalt	†Paired Objectives 3.0×, for use with drum nose- piece
31-12-89	Agurs	†Paired Objectives 4.0×, for use with drum nose- piece
31-12-90	Agunp	†Paired Objectives 7.5×, for use with drum nose- piece
31-12-82-01	Ahwes	Drum Nosepiece with one pair objectives (0.7×) built-in, with places for two more
31-19-13	Akawd	Drum Nosepiece without 0.7× objective
31-15-54-02	Adlav	Paired Eyepieces 10×
31-15-58-02	Adlew	Paired Eyepieces 15×
31-15-60-02	Agupr	Paired Eyepieces 20×
31-26-74-01	Ajefk	AKW Microscope only, without objectives or eye- pieces, in case
31-50-39	Ajcec	B Base (with inclination joint) with Hand Rests only, no case
31-50-56	Akamv	A Stand with rack and pinion (without reversible body)
31-50-57	Akfik	S Arm
31-50-41	Adney	S Stand only (without rack and pinion), no case, Huber Model
31-59-60	Akavc	Mechanical Stage for BKW

†These paired objectives are for use on microscopes not equipped with drum nosepiece and do not require objective adapters.

‡If these objectives are to be used on a KW Microscope without drum nosepiece, please specify objective adapter No. 31-50-48, code Ajcid.

# THE BKT STEREOSCOPIC WIDE FIELD MICROSCOPE WITH INCLINED EYEPIECES


**T**HIS Bausch & Lomb Stereoscopic Wide Field Microscope, BKT, has, in addition to the advantages of the BKW model, an additional feature of special importance: namely, the inclined eyepiece binocular prism body.

The Binocular Body Tubes are tilted at an angle, which allows the microscopist to sit comfortably at the instrument without strain of neck and shoulder muscles. The head and neck remain in practically a normal position during observation. This freedom from strain and fatigue adds greatly to the observer's efficiency. Adjustment for interpupillary distance of the eyepieces is made by moving either or both of the body tubes.

Particular attention is called to the eyepieces. They have a comfortably large aperture and conical eyelens mounting, to add to their convenience in use when the observer is wearing spectacles. The image is not inverted or reversed and the field is unusually large. A high eye point and long working distance are other most desirable features.

The BKT is sturdily constructed to protect its inherent precision against the hard usage it will sometimes receive. Its design is simple and well balanced. The permanently built-in, revolving nosepiece provides quick interchange of magnifications.

In all other details of construction and mechanical features, the BKT is identical with the BKW Stand, and the same optical accessories are available for both.




Model BKT Stereoscopic Wide Field Microscope

Catalog Number	Code Word	Specifications
31-26-80-31	Ajnip	BKT-1 Microscope with one pair of eyepieces (10 $\times$ ) and one set of paired objectives (0.7 $\times$ ) built into drum nosepiece. Magnification 7 diameters.....
31-26-80-35	Ajnor	BKT-5 Microscope with two pairs of eyepieces (10 $\times$ , 15 $\times$ ) and 3 sets of paired objectives (0.7 $\times$ , 1.5 $\times$ and 2.0 $\times$ ) in drum nosepiece. Magnifications from 7 $\times$ to 30 $\times$ .....
31-12-84‡	Aidby	Paired Objectives, 1.5 $\times$ , for drum nosepiece....
31-12-85‡	Ahuvz	Paired Objectives, 2.0 $\times$ , for drum nosepiece....
31-12-88‡	Akalt	Paired Objectives, 3.0 $\times$ , for drum nosepiece....
31-12-89‡	Agurs	Paired Objectives, 4.0 $\times$ , for drum nosepiece....
31-12-90‡	Agunp	Paired Objectives, 7.5 $\times$ , for drum nosepiece....
31-50-36	Ajock	White Glass Diffusing Disc to fit over mirror....
31-50-39	Ajcec	Base with Hand Rests only, no case.....
31-59-60	Akavc	Mechanical Stage for BKT.....

‡On slide, for use with drum nosepiece.

# WIDE FIELD MICROSCOPE NOSEPIECE AND PAIRED JUNIOR WIDE FIELD EYEPIECES



Junior Wide Field Shuttle Nosepiece with 2× and 4× objectives in place.

**T**HE Dustproof Shuttle Nosepiece for the Model K and KW Wide Field Binocular Microscopes is designed to carry two sets of paired objectives in parfocal position. The objectives fit in the horizontal dovetail slots in the sliding section of the nosepiece. This section works on a friction-fit dovetail slide with positive stops for centering each pair of objectives.

The nosepiece fits into the slide below the eyepiece prism boxes, and may be quickly removed for inserting the 0.7× objective.

The Junior Wide Field Eyepieces are of the modified Ramsden type

especially selected and matched in pairs for equality of magnification, location of focal plane, and size of field.

The 10×, 15×, and 20× Wide Field Eyepieces in the Magnification Table below will be found listed on page 4.

Magnification Table						
Real Fields are given in mm						
Objective Mag. No.	Paired Eyepieces					
	6× Jr. W.F.	10× Jr. W.F.	14× Jr. W.F.	10× W.F.	15× W.F.	20× W.F.
.7×	4.2× 25.4	7.0× 25.4	9.8× 20.0	7.0× 25.4	10.5× 21.5	14.0× 15.0
1.5×	9.0× 12.0	15.0× 12.0	21.0× 9.3	15.0× 12.0	22.5× 10.2	30.0× 7.4
2.0×	12.0× 9.0	20.0× 9.0	28.0× 7.0	20.0× 9.0	30.0× 7.7	40.0× 5.55
3.0×	18.0× 6.0	30.0× 6.0	42.0× 4.7	30.0× 6.0	45.0× 5.1	60.0× 3.73
4.0×	24.0× 4.5	40.0× 4.5	56.0× 3.5	40.0× 4.45	60.0× 3.82	80.0× 2.77
7.5×	45.0× 2.4	75.0× 2.4	105.0× 1.85	75.0× 2.38	112.5× 2.04	150.0× 1.51

Catalog Number	Code Word	Specifications
31-19-09	Ajfuj	Dustproof Shuttle Nosepiece for two powers.....
31-15-55-02	Ajfef	6× Jr. Wide Field Eyepieces—Paired.....
31-15-56-02	Ajfig	10× Jr. Wide Field Eyepieces—Paired.....
31-15-57-02	Ajfoh	14× Jr. Wide Field Eyepieces—Paired.....

## REFLECTOR LAMP

**T**HE Bausch & Lomb Reflector Lamp fills a definite need in work with Stereoscopic Wide Field Microscopes. This one illuminator meets all varied requirements. It consists of an *elliptical* mirror with provision for adjustment so that diverging, parallel, or converging light is available.

The jointed arm mounting permits illumination from all angles and above or below the stage. The adjustment for focusing the light makes it possible to work with the lamp well outside the field of actual operations.

The transformer and resistance units available for use with this lamp adapt it for use on either D.C. or A.C. The adjustable transformer is especially desirable; with it, the observer can adjust the light intensity exactly and easily to the work in hand.



Reflector Lamp No. 31-33-11-01

Catalog Number	Code Word	Specifications
31-33-11-01	Ajnus	Reflector Lamp without transformer.....
31-36-45	Ajobj	Adjustable Transformer for 115-volt A.C.....
31-36-47	Acwec	Transformer, fixed for 115-volt A.C.....
31-36-44	Aifcy	Resistance for 115-volt D.C.....
31-31-16	Ajojr	Mazda Bulb, 6.5-volt, 25.5-c.p., frosted.....
31-31-46	Aifdr	Mazda Bulb, 6.5-volt, 25.5-c.p., clear.....

# TERMS

When ordering, give catalog number and name of item. Use code words in telegraphing. Orders can now be sent by telegraph between points in the United States, in the same message with remittance.

## *Financial Standing*

To avoid delay, purchasers with whom we have no account may accompany their first order with commercial references or remittance in cash.

## *Shipments*

All orders will be shipped transportation charges prepaid to consumer. The customer pays the shipping charges on goods sent on memorandum. C.O.D. shipments will be made if sufficient funds to cover the shipment both ways accompany the order. Goods made on special order can not be forwarded C.O.D.

## *Damaged or Imperfect Goods*

We exercise the utmost care in manufacturing and packaging. In the case of faulty goods reaching our customers, we shall feel under obligation if our attention is called to the condition. In packing, we recheck all goods, and obtain proper receipts from the transportation and insurance companies. All claims for breakage should be reported to the transportation and insurance companies at once, as they are held responsible for losses or damage to goods in transit. Please examine all packing minutely for small items.

## *Returning Goods*

Goods being returned for any reason should be plainly tagged with the sender's name and address. We furnish identification tags on request. Whenever possible, please give the date of invoice on which the goods were originally billed.

Orders with Priority Rating naturally take precedence. Delivery dates under current conditions cannot be guaranteed. Prices quoted do not exceed maximum price levels as established by the Office of Price Administration. Orders are subject to final acceptance at Rochester, New York, and are subject to taxes, excises or other Government charges applicable at time of shipment.



## BRANCHES AND FOREIGN OFFICES

Branch offices are maintained in New York, Chicago, San Francisco, Toronto, London, Buenos Aires, Rio de Janeiro, and Sao Paulo, where sample lines of our products are carried for inspection. Our products are also supplied by dealers in the United States and Canada and by our representatives in foreign countries.

### *Branch Offices*

NEW YORK.....Bausch & Lomb Optical Co., R C A Building, 30 Rockefeller Plaza.  
CHICAGO, ILL.....Bausch & Lomb Optical Co., 5 North Wabash Avenue.  
SAN FRANCISCO, CALIF.....Bausch & Lomb Optical Co., 593 Market Street.

### *Foreign Subsidiaries*

TORONTO, CANADA.....Bausch & Lomb Optical Co., 388 Yonge Street  
LONDON, ENGLAND.....Bausch & Lomb Optical Co., Ltd., Africa House, Kingsway, W. C. 2.  
RIO DE JANEIRO, BRASIL.....Bausch & Lomb do Brasil Ltd., Rua Assembléa 104—8º Pavtº  
SAO PAULO, BRASIL.....Bausch & Lomb do Brasil Ltd., Rua Libero Badaro, 158—8º  
BUENOS AIRES, ARGENTINA...Bausch & Lomb Argentina, S. A., 740 Avenida R. Saenz Peña

### *District Offices and Representatives*

BOSTON    CINCINNATI    DALLAS    DETROIT    LOS ANGELES    MINNEAPOLIS    PHILADELPHIA    WASHINGTON

# BAUSCH & LOMB CATALOGS

THE Bausch & Lomb Optical Company manufactures many types of optical equipment not listed in this catalog. If you have a special optical problem, it is probable that an instrument of standard manufacture can be adapted to your use at moderate cost. New instruments are being developed continually to handle unusual problems. Below are listed some of the many Bausch & Lomb Products in regular production. Send for literature on lines that interest you.

## *Microscopes and Accessories*

Binocular Microscopes, Greenough Type  
Centrifuge Microscopes  
Chemical Microscopes  
Dark Field Optical Systems  
Eusscopes (Exton)  
Fluorescence Microscopes  
Haemacytometers  
Laboratory Microscopes  
Metallographic Microscopes  
Micro-Manipulator (Fitz)  
Micro-Projectors  
Microscope Accessories  
Microscope Ulluminators  
Microtomes  
Ortho-Stereo Camera  
Photomicrographic Cameras and Accessories  
Polarizing Microscopes  
Research Microscopes  
Shop Microscope  
Slit Ultramicroscope  
Toolmaker's Microscope  
Ultra-Violet Photomicrographic Accessories

## *Instruments for Measuring Optical Properties*

Abbe and Dipping Refractometers  
Precision Refractometer  
Colorimetric Apparatus  
Density Comparator  
Opacimeter  
Photo-Elastic Apparatus  
Photometers  
Polariscope  
Quartz Monochromator  
Saccharimeters  
Spectrographs  
Spectrographic Equipment  
Spectrometric Equipment  
Spectrophotometers

## *Instruments for Aerial Mapping*

Metrogon Lenses  
Multiplex Equipment

Glass to meet the exacting specifications for all types of scientific instruments is made in the Bausch & Lomb Glass Plant, the only one of its kind in America. Orthogon "wide vision" eyeglass lenses, designed by the Bausch & Lomb Scientific Bureau, afford perfect correction from center to edge. Enjoy their advantages—ask for them the next time you have your eyes examined.

## *Projection Equipment*

Contour Projectors  
Micro-Projectors  
Projection Apparatus (Balopticons and Accessories)  
2" x 2" Slide Projector  
Super-Cinephor Projection Lenses  
Textile Projectors

## *Ophthalmic Products*

Binocular Ophthalmoscope  
Clason Visual Acuity Meter  
Diagnostic Instruments  
Ferree-Rand Perimeter  
Ferree-Rand Projector (Acuity Meter)  
Greens' Refractor  
Industrial Goggles  
Keratometer  
Ophthalmic Hydraulic Chair and Unit  
Orthogon Lenses  
Orthogon Test Lens Set  
Poser Slit Lamp  
Ray-Ban Anti-Glare Sun Glasses  
Shop Equipment for the Optician  
Spectacle and Eyeglass Frames  
Universal Slit Lamp

## *Miscellaneous*

Binoculars  
Finger Print Magnifier  
Magnifiers and Readers  
Microscope Equipment for the Amateur  
Micro Tessar Lenses  
Optical Glass  
Photographic Lenses  
Searchlight Reflectors  
Special Lenses, Prisms, and Reflectors  
Spotting Scopes for Rifleman  
Telescopes  
Optical Instruments for Crime Detection—Glass Control — Metallography — Metal Working — Ceramic Research—Textile Inspection—Chemical Determination—Food and Drug Manufacture — Paper Makers — Paint and Varnish Makers

# BAUSCH & LOMB OPTICAL CO.

MAIN OFFICES AND WORKS, ROCHESTER 2, NEW YORK, U. S. A.

New York — Chicago — San Francisco — Toronto — London — Rio de Janeiro — Sao Paulo — Buenos Aires



# PRICE LIST FOR CATALOG D-15

## STEREOSCOPIC WIDE FIELD MICROSCOPES

OCTOBER 1, 1945

The prices herein are subject to change without notice and to addition or increase for applicable taxes, excises or other charges imposed by any governmental authority with respect to the articles listed herein, or to the sale, use or consumption thereof. Orders are subject to final acceptance at Rochester, New York, and are accepted subject to prices prevailing at time of shipment.

### BAUSCH & LOMB OPTICAL CO.

ROCHESTER 2, NEW YORK, U. S. A.

Catalog No.	Code Word	Price	Catalog No.	Code Word	Price	Catalog No.	Code Word	Price
<i>Page 4</i>			<i>Page 4 (con.)</i>			<i>Page 6</i>		
31-26-74-02	Ajegl	\$152.00	31-50-41	Adney	\$27.50	31-19-09	Ajfuj	\$ 8.00
31-26-74-12	Ajems	174.00	31-59-60	Akavc	43.00	31-15-55-02	Ajfef	10.00
31-26-83-02	Ajodl	151.00	†These paired objectives are for use on microscopes not equipped with drum nose-piece and do not require objective adapters. ‡If these objectives are to be used on a KW Microscope without drum nose-piece, please specify objective adapter 31-50-48 code Ajcid, \$4.50.			*31-15-56-02	Ajfig	10.00
31-26-74-04	Ajehm	218.50				*31-15-57-02	Ajfoh	10.00
31-26-74-14	Ajejn	240.50	<i>Page 5</i>			31-33-11-01	Ajnus	16.50
31-26-83-04	Ajofm	217.50				31-26-80-31	Ajnip	\$220.00
31-26-74-25	Ajekp	236.00	31-26-80-35	Ajnor	282.00	31-36-44	Aifcy	7.50
31-26-74-35	Ajelr	258.00	31-12-84†	Aidby	22.00	31-36-47	Acwec	7.50
31-26-83-25	Ajogn	235.00	31-12-85†	Ahuvz	22.00	31-31-16	Ajojr	MCP .75 tax .0299
31-12-62†	Adkev	22.00	31-12-88†	Akalt	22.00	31-31-46	Aifdr	MCP .70 tax .0298
31-12-84†	Aidby	22.00	31-12-89†	Agurs	24.00			
31-12-85†	Ahuvz	22.00	31-12-90†	Agunp	27.00			
31-12-88†	Akalt	22.00	31-50-36	Stock ex	hausted			
31-12-89†	Agurs	24.00	31-50-39	Ajcec	20.00			
31-12-90†	Agunp	27.00	31-59-60	Akavc	43.00			
31-12-82-01	Ahwes	44.00	‡If these objectives are to be used on a KW Microscope without drum nose-piece, please specify objective adapter 31-50-48, code Ajcid, \$4.50.					
31-19-13	Akawd	22.00						
31-15-54-02	Adlav	18.00						
31-15-58-02	Adlew	18.00						
31-15-60-02	Agupr	18.00						
31-26-74-01	Ajefk	112.00						
31-50-39	Ajcec	20.00						
31-50-56	Akamv	45.00						
31-50-57	Akfik	18.00						

\*Manufacture suspended. Some stock still available.

